

MORENO
VALLEY
COLLEGE

State of the College

Fall 2024

#YOUBELONG
MVC
*- Advancing Knowledge.
Transforming Lives.*



Dr. FeRita Carter
Interim President

Dr. Joumana McGowan
VP Academic Affairs

**MORENO
VALLEY
COLLEGE
CABINET**

Mr. Corey Rodgers
Interim VP Student Services

Miss Majd Askar
VP Business Services

**Message from
Interim President
FeRita Carter, Ph.D.**

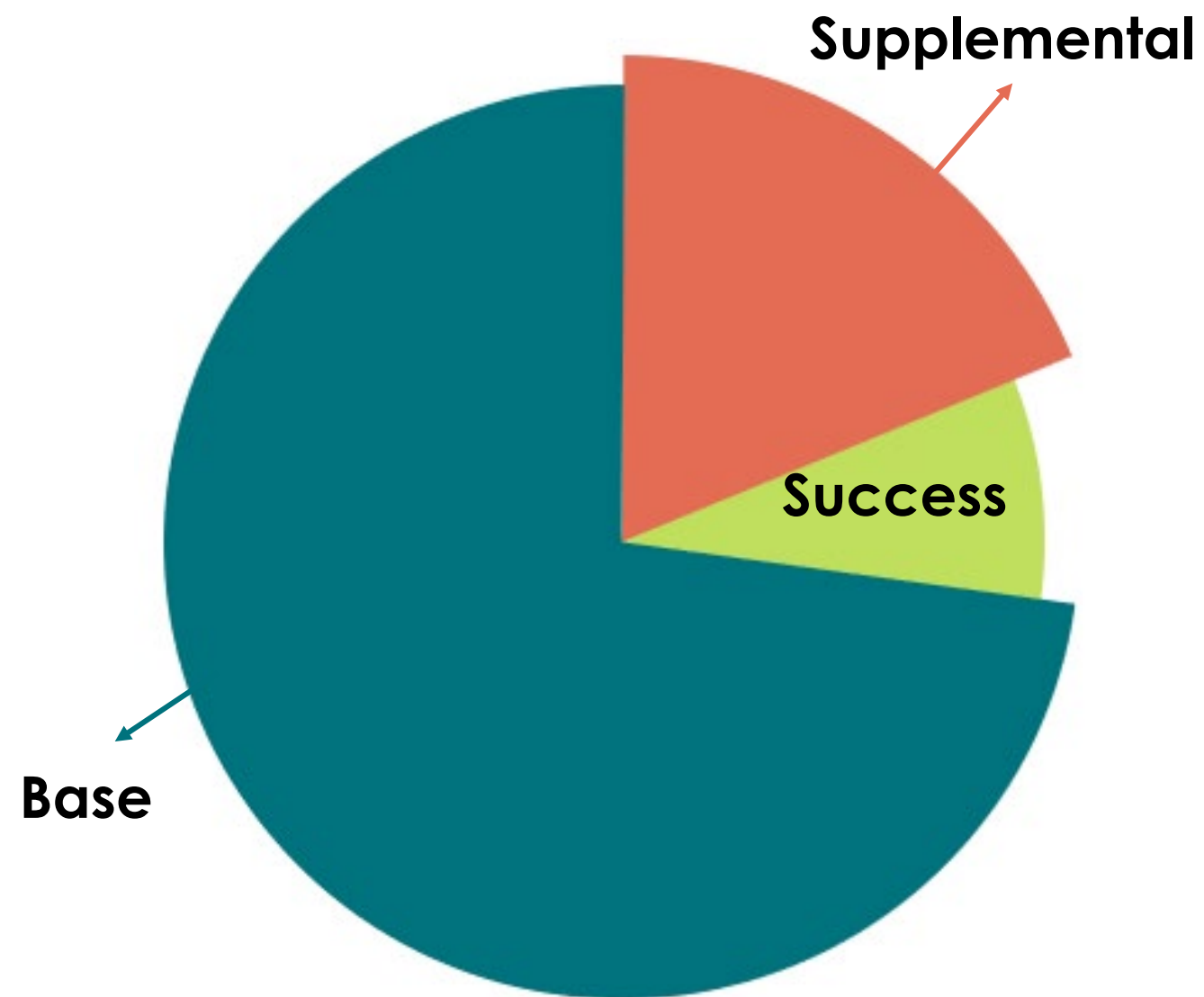


MVC's Strategic Plan



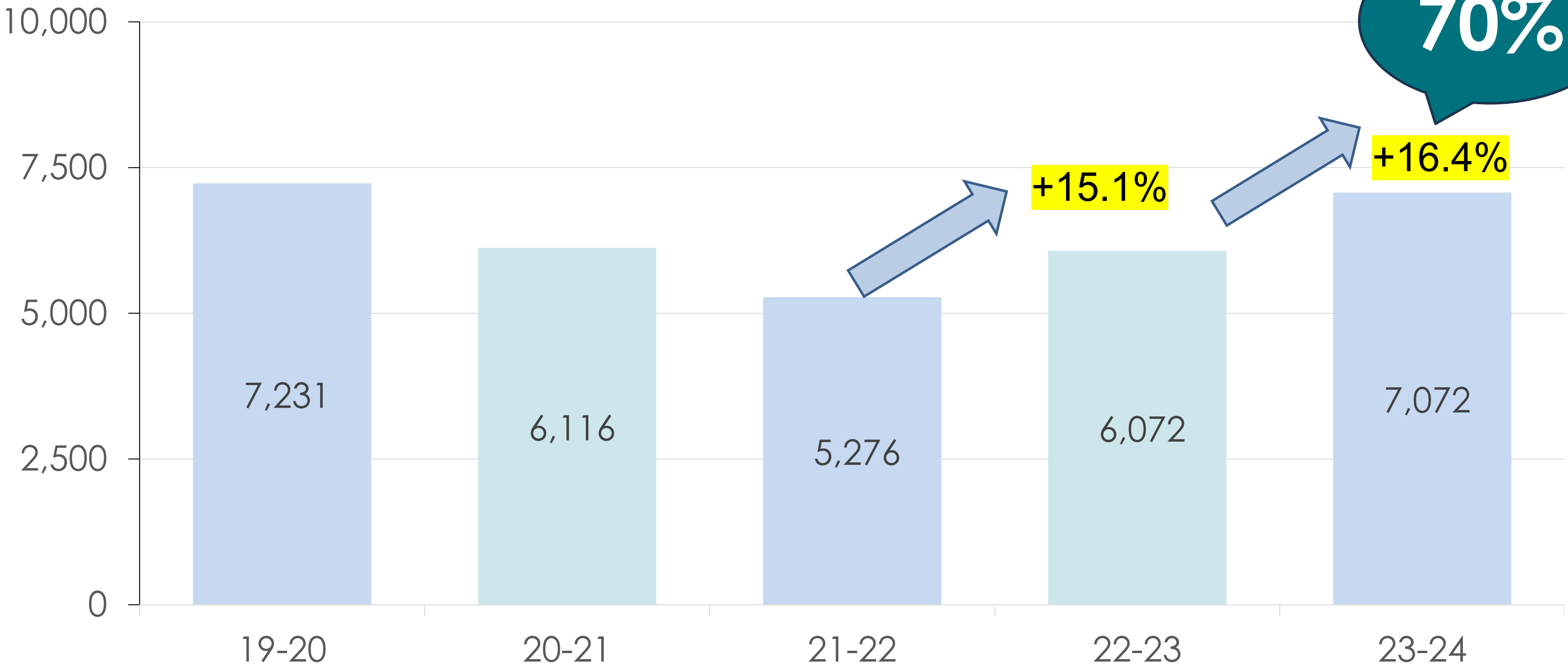
- I. Equity with a Specific Focus on Social Justice and Racial Equity
- II. Fully Implement a Guided Pathways framework (Access, Success, and Equity)
- III. Community Engagement & Partnerships
- IV. Institutional Effectiveness & Resources

Student Centered Funding Formula (SCFF)



- **70%** from **Base** allocation (enrollment)
- **20%** from **Supplemental** allocation (College Promise Grant, students receiving a Pell Grant, and students covered by AB 540)
- **10%** from **Student Success** allocation (transfers, certificates and degree completion)

Actual Credit Full Time Equivalent Students (FTES)

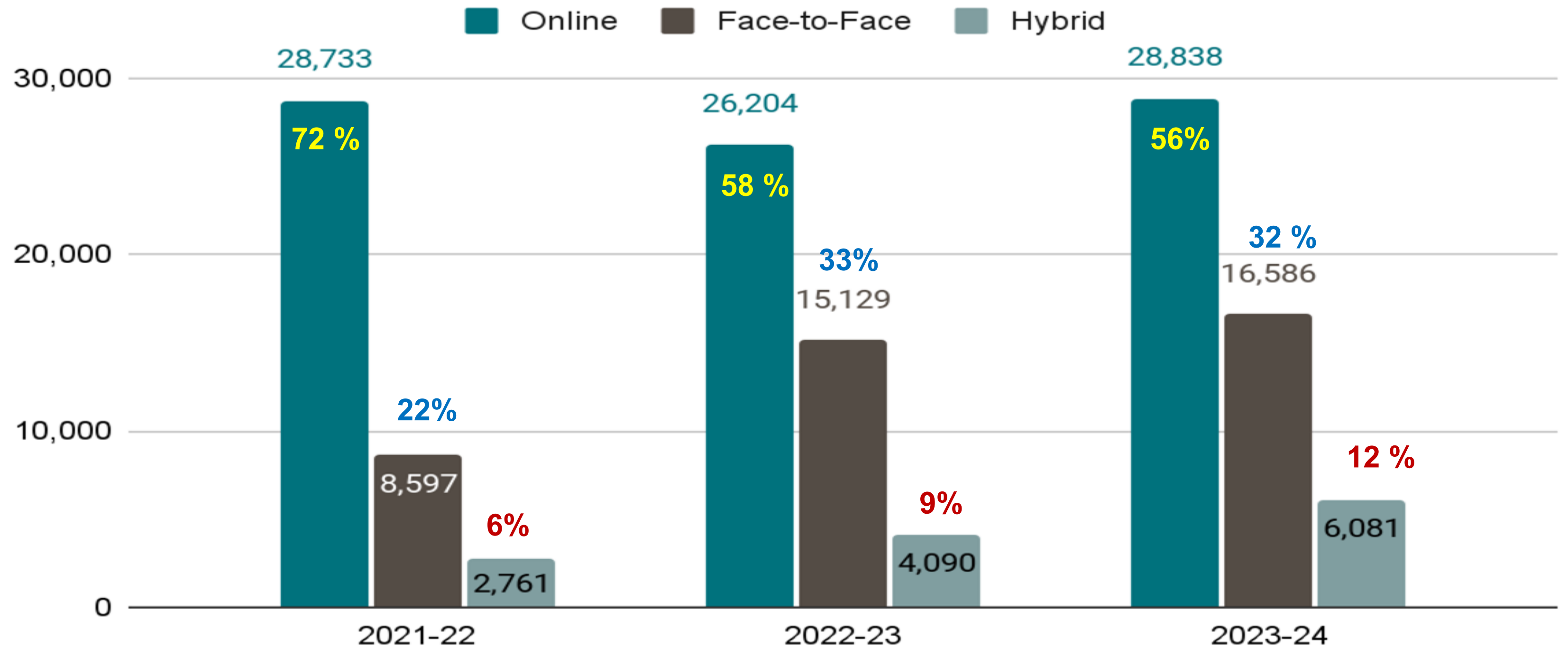


70%

+15.1%

+16.4%

Enrollments - By Modality



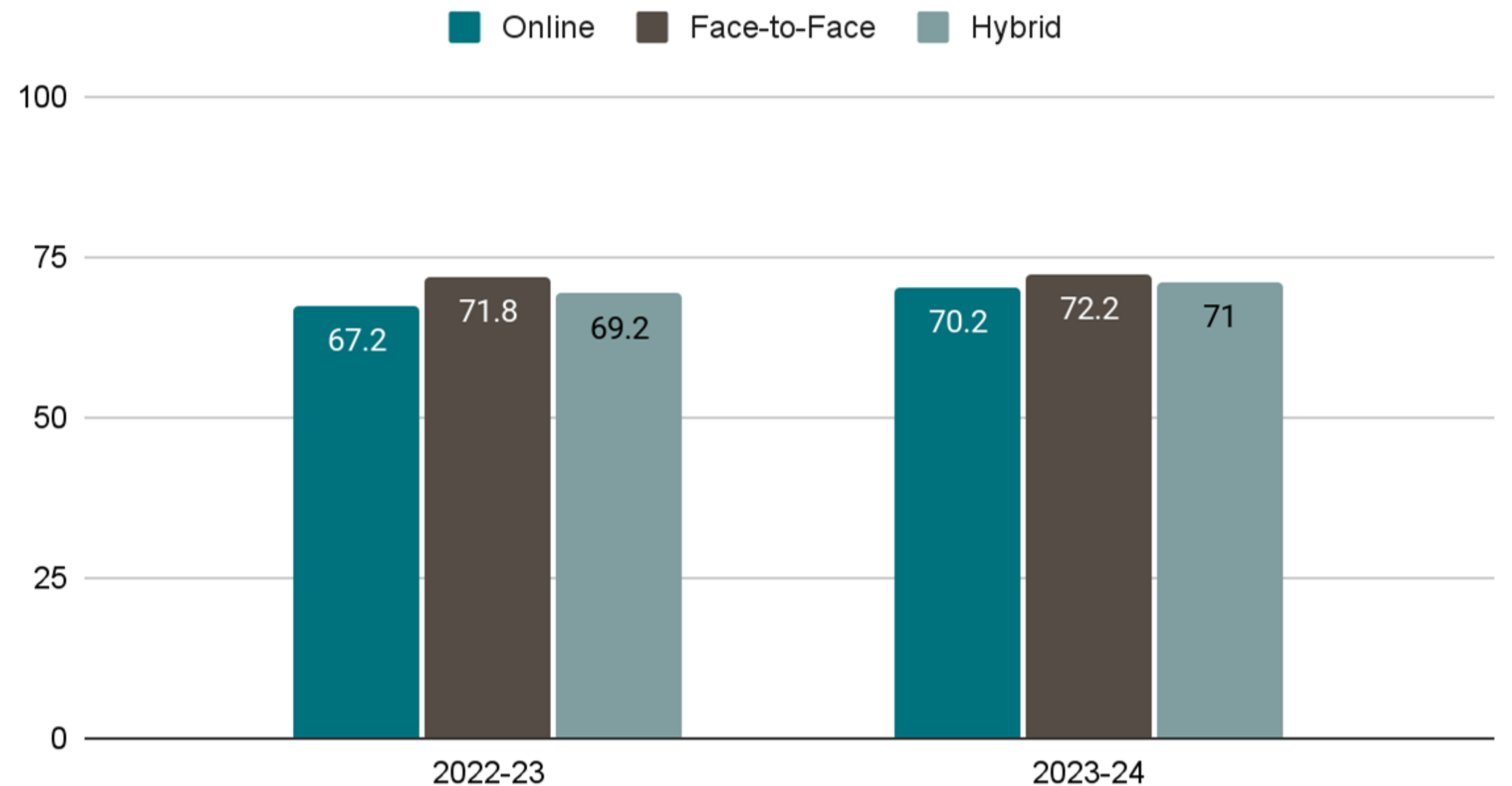
Course Success Rate - By Modality

+3.0 points

increase in **online course success rate**
from 2022-23 to 2023-24

+0.4 points

increase in **face-to-face course success rate**
from 2022-23 to 2023-24



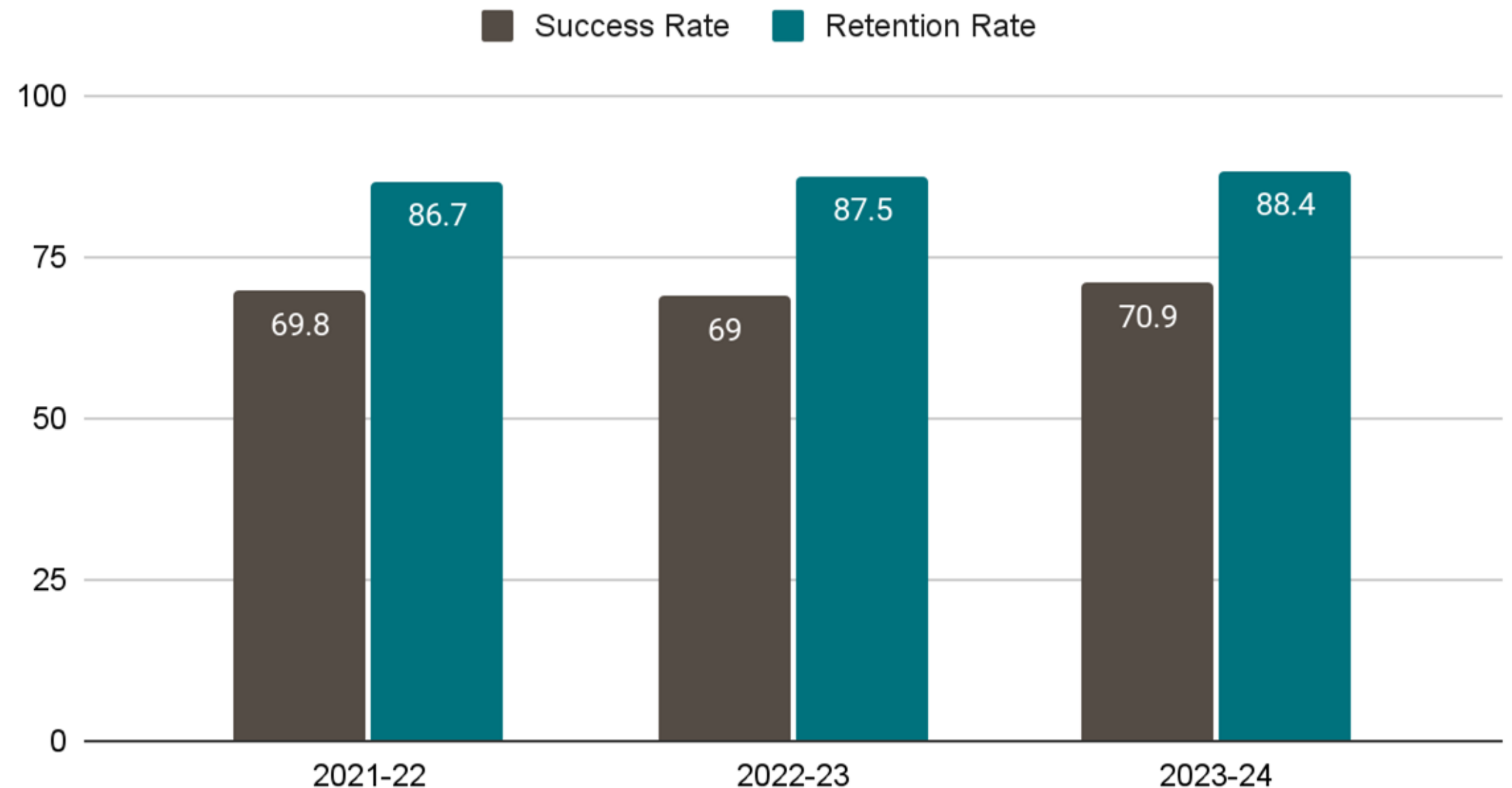
Course Success and Retention Rates

+1.1 points

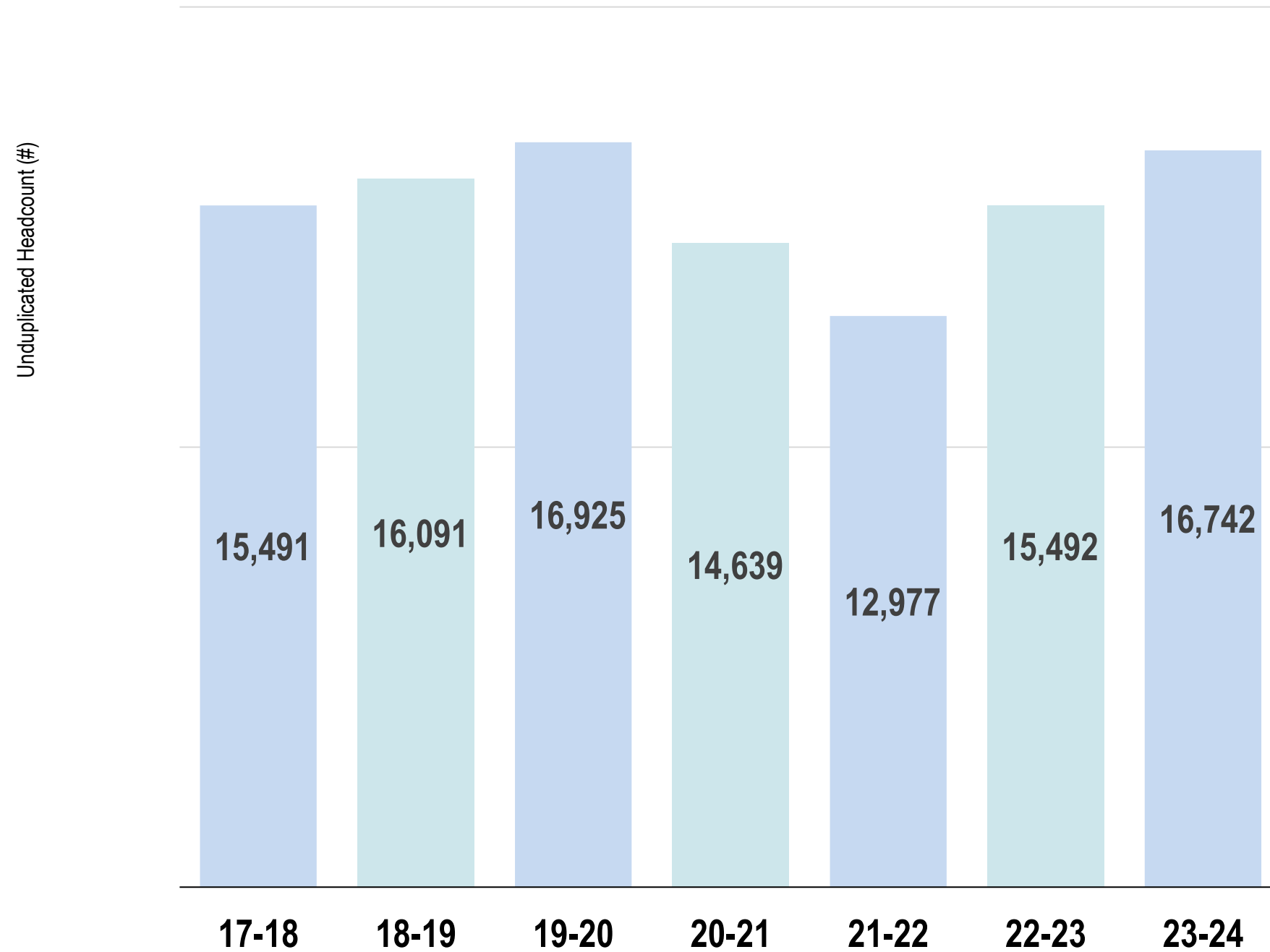
increase in **course success rate** from 2021-22 to 2023-24

+1.7 points

increase in **course retention rate** from 2021-22 to 2023-24

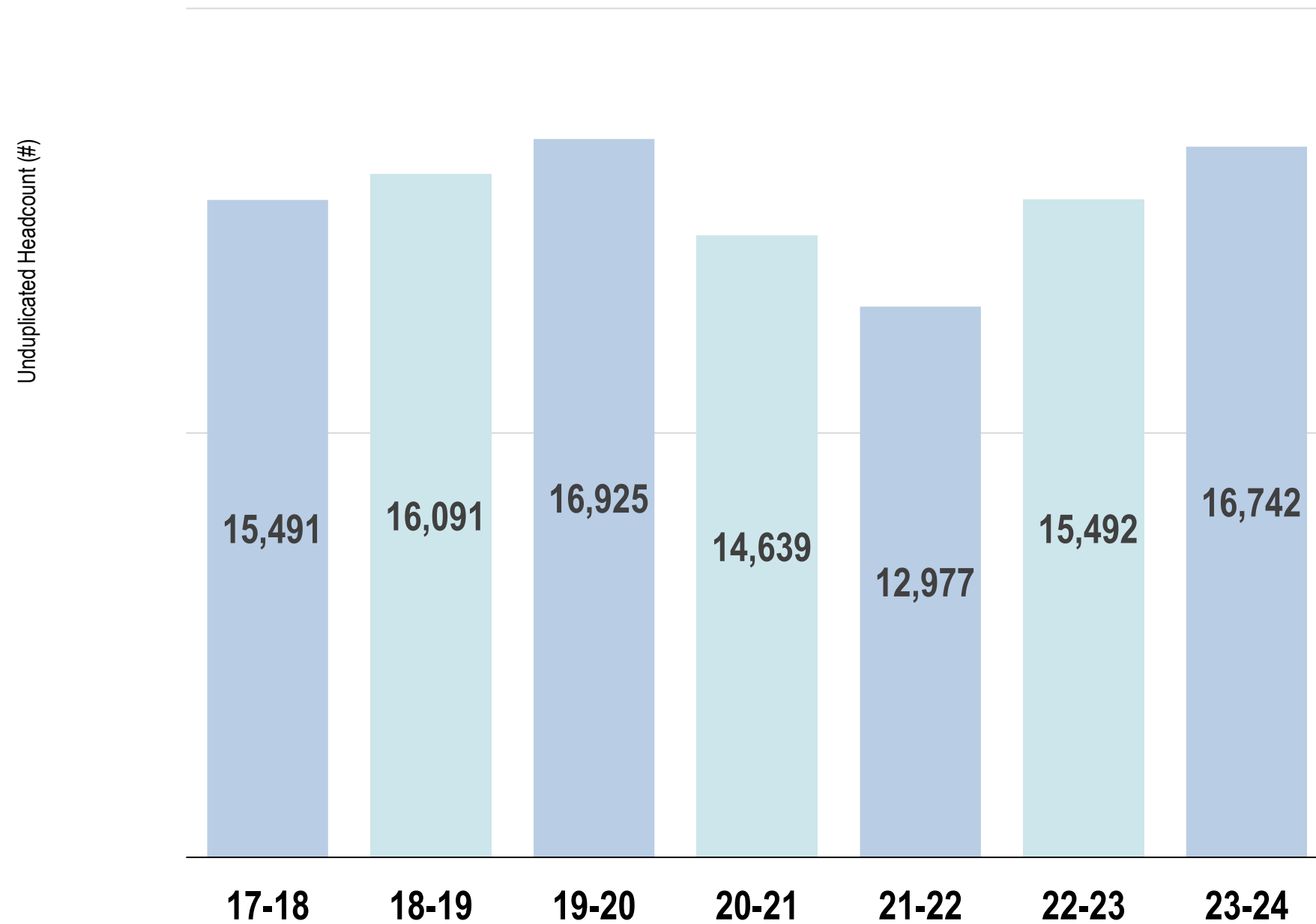


Unduplicated Headcount by Race/Ethnicity



Race/Ethnicity	Change 2022-23 to 2023-24	Percent Change 2022-23 to 2023-24
Asian	110	16.3%
Black/African American	174	9.9%
Filipino	53	16.0%
LatinX/Hispanic	874	8.5%
Native American/Alaskan	-1	-1.6%
Native Hawaiian / Other Pacific Islander	4	4.6%
Unknown	-7	-6.9%
White	44	2.0%
Total	1250	8.1%

Unduplicated Headcount by Age Group



Age Group	Change 2022-23 to 2023-24	Percent Change 2022-23 to 2023-24
<19	460	8.1%
20-24	115	2.5%
25-29	229	11.7%
30-34	138	10.9%
35-39	184	22.9%
40+	124	10.1%
Total	1250	8.1%

Financial Aid Data (Supplemental)

	# of Students	% Increase	Disbursed Amount	% Increase
22/23 PELL	2496		\$8,696,431.62	
23/24 PELL	2,983	19.50%	\$11,693,858.78	34.50%
22/23 CALG	889		\$1,527,925.00	
23/24 CALG	1,064	19.70%	\$1,805,381.00	18.20%
22/23 SSCG	886		\$2,729,317.00	
23/24 SSCG	1,040	17.40%	\$3,125,143.00	14.50%

Student Success 2023-2024

10%

AWARD TYPE	2022-23	2023-24
ADTs (AA-T, AS-T)	380	439
AA/AS	892	1,049
CERTIFICATES	699	769



Increasing Access to Enrollment

Fall 2024 Welcome Week Activities

Registration Support

August 5 - 30

Super Saturday Registration

Saturday, August 17

Welcome Booths

August 19 - 22

Resource and Information Tabling

August 19 - 22

MVC IS OPEN FOR SERVICES ON
SATURDAYS



Receive assistance from Admissions & Records, Student Financial Services, Academic Counseling, and your Engagement Centers

Class Registration
Academic Planning
Financial Aid
Counseling
Resource Fair

August 17
9 am - 2 pm
Welcome Center

Fall Outreach Events

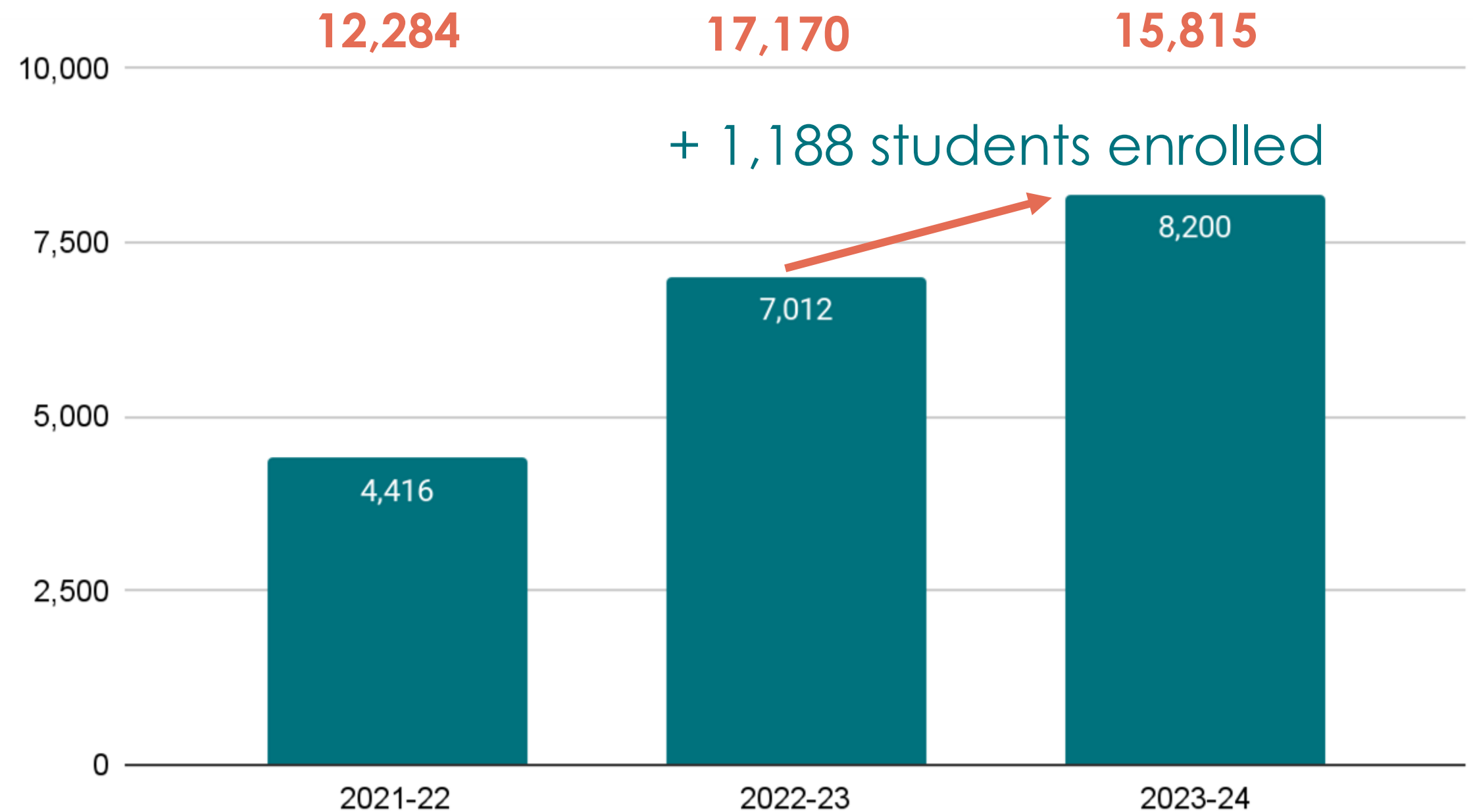
- **August**
 - Fall Super Saturday Registration Event
 - Welcome Week Resource Fair
- **September**
 - High School Information Sessions
- **October**
 - High School MVC Application Workshops
 - High School Counselor Conference
 - WIN/SPR Super Saturday Registration Event
- **November**
 - High School MVC Application Workshops continue
 - Veteran Scholarship Breakfast
- **December**
 - Financial Aid Cash for College Event



Application Conversion Rate

41% (22-23) to 52% (23-24)

Out of all applications, those that enroll...



+11.0 points

increase in **application conversion rate** from 2022-23 to 2023-24

- Total applications submitted
- Number of enrollments following application

Existing Engagement Centers



Locations

- Student Academic Services (SAS) 206
 - Business, Health and Human Services (BHHS)
 - Visual and Performing Arts (VPA)
- Welcome Center (WC) 103
 - Humanities, Education, Social and Behavioral Science (HESBS)
- Ben Clark Training Center
 - Public Safety

What's New?

Opening of Two Engagement Centers

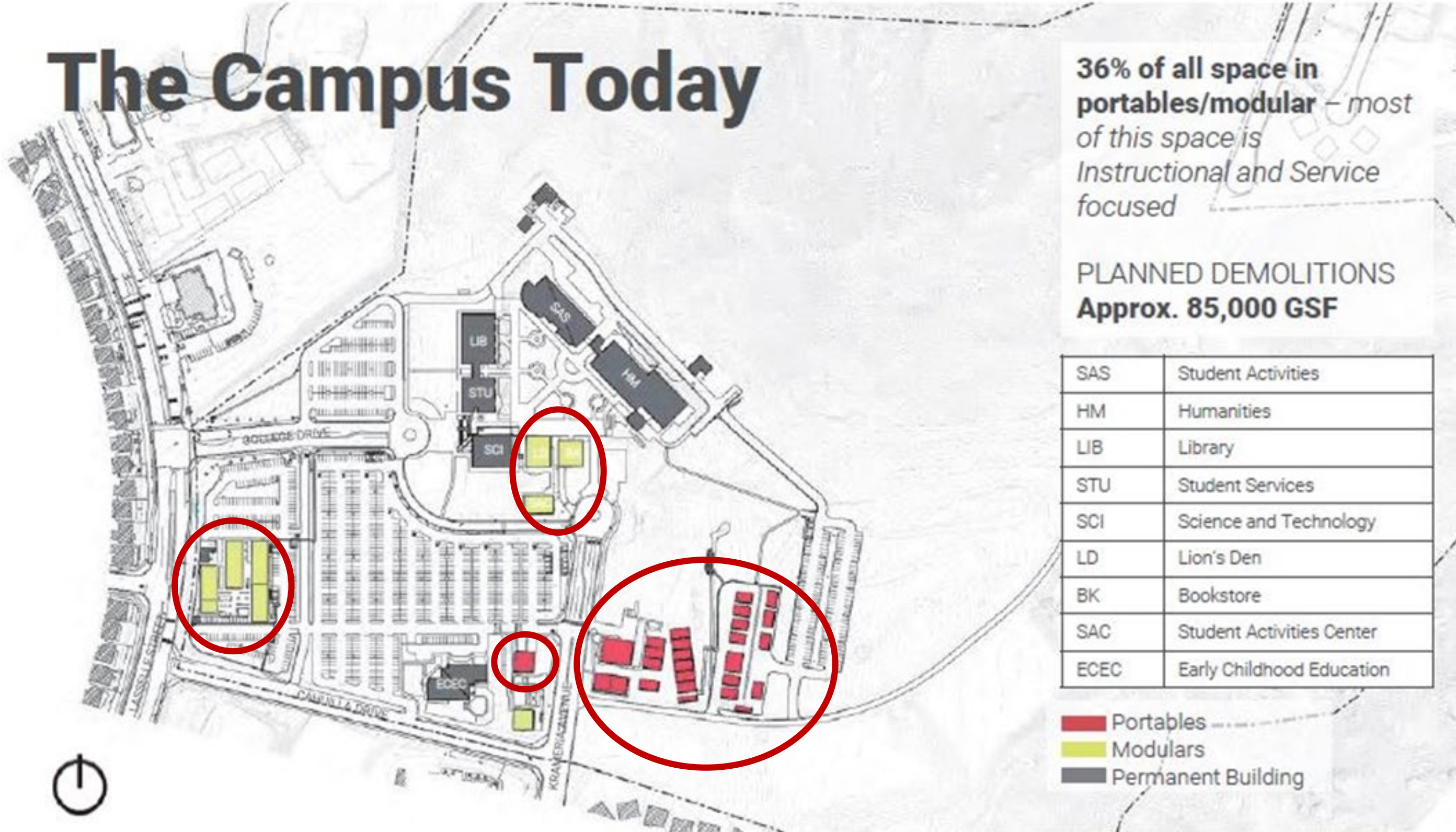
Locations

- Communications English World Languages (CEWL)
 - Humanities 227
- Science, Technology, Engineering and Mathematics (STEM)
 - Science and Technology 101



Facilities Needs

The Campus Today



ALMA Space Utilization Study (2024)

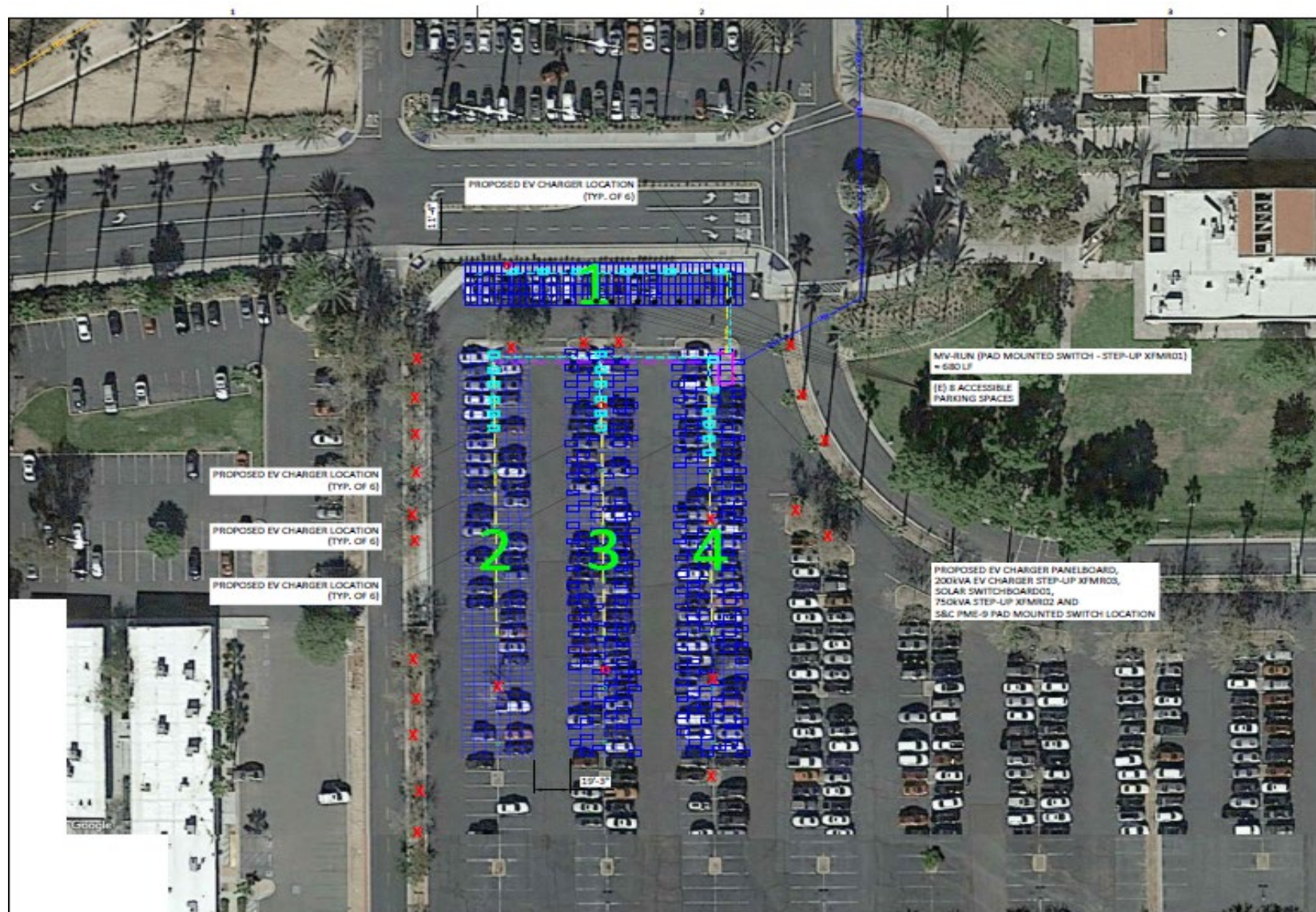
Implementation Efforts

- 9 portables in Parkside Complex (PSC) decommissioned. Equates to **8,100 ASF**.
- 4 portables in PSC will be decommissioned by January 2025. Equates to **3,108 ASF**.
- 7 portables in PSC and 2 restroom portables will remain.
- Relocating office spaces for faculty
- Disconnect power, water, and HVAC to reduce costs in the decommissioned PSCs.
- Repurposing two computerized and underutilized rooms (Summer 2024).
- Placing large lecture courses in appropriately sized classrooms (Ongoing).
- Align class caps with the appropriate classrooms (Ongoing).

MVC Projects Update

Solar Project

- Ground Mounted Solar Array (adjacent to the soccer fields)
- Carport Solar PV Array Parking (includes 48 EVCS)– Parking Lot B
- Battery Energy Storage System (BESS) (adjacent to the NOC)
- Carport Solar PV Parking Lot at Ben Clark Education Center



Student Services Renovation

- Consolidates Student Services Programs
- 9,000 assignable square footage (16,200 GSF)
- Completion date in early February 2025.



*****Organic Chemistry Lab** (Develop and expand programs)

Final Project Proposal (FPP) & Initial Project Proposals (IPPs)

Approved State Funded Project

Site	Project	Current Estimated Budget	State Funded	Local Funding State Supportable
MVC	Library Learning Resource Center (LLRC)	\$106.3 M	\$44.5 M	\$61.8 M

Future State Funding Project

Site	Project	Current Estimated Budget	State Funded	Local Funding State Supportable
MVC	Biological & Physical Science (STEM)	\$100.2 M	\$24.9 M	\$75.3 M

Future IPPs

Site	Project	Current Estimated Budget	State Funded	Local Funding State Supportable
MVC	Kinesiology & Athletics	\$57.4 M	\$28.9 M	\$28.5 M
MVC	Fine & Performance Arts	\$48.2 M	\$24.6 M	\$23.6 M
BCTC	Education Building 2-B	\$15.4 M	\$7.8 M	\$7.6 M
Total Project Budget		\$121 M	\$61.3 M	\$59.7 M

Voting & Ballot Drop Off at MVC



Ballot Drop-off

- Location: Roundabout by College Bookstore (outside)
- Before Election Day: October 7 – November 4 from 10 am – 3 pm
- On Election Day: November 5 from 7 am – 8 pm

Vote Centers Operating

Hours (weekends/holidays included)

- Saturday, October 26 – Tuesday, November 5
- 8 am – 6 pm
- PSC 12 and Parking Lot E

Election Day 2024 Operating Hours

- Tuesday, November 5
- 6 am – 9:30 pm (approx.)

Trainings

For more information on CPR classes please contact: Tony.Ruiz@mvc.edu

Upcoming Trainings

- Lock Block Training
 - *FLEX August 14, 2 pm*
- CPR/First Aid/AED for infants, children and adults.
 - *August 29, 8 - 11am Hybrid*
- Stop the Bleed
 - *August 29, 10 - 11am*

Recently Completed Training

- CPR/First Aid/AED
- Heat Illness Awareness
- Ergonomics for Facilities
- Chemical Handling & Spill Response
- Stop the Bleed



MVC Marketing Updates

- A mix of paid and organic/free advertising
 - Billboards (215 & 60)
 - Digital Marketing
 - Movie Theater Ads
 - Local Radio Spots
- Capturing prospective and stop-out students and funneling them to MVC's How to Apply page.



ANTHROPOLOGY 3 • ONLINE

Prehistoric Cultures

Explore humanity's origins

Learn about the peopling of the world, the rise of agriculture and state-level societies, and other key human events. Discover the great societies of Cahokia and Chaco Canyon, Great Zimbabwe, Papua New Guinea, Sumer, Egypt, China, Mesoamerica, and more!

Photo features an aerial view of the ruins of the Great Zimbabwe, a medieval city and former royal palace.

ANTH 3
Section 28835
Fully Online

BENEFITS
Transfers to UC/CSU

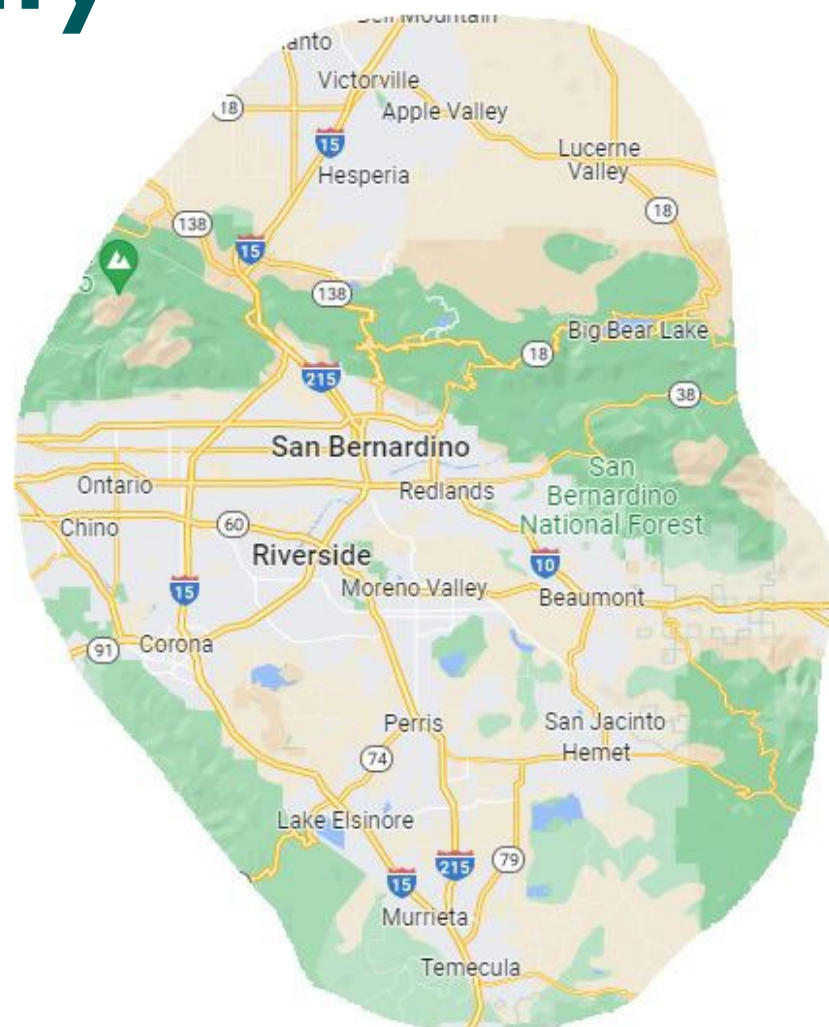
FALL 2024
Starts on August 19

QUESTIONS?
Contact Dr. Kanya
Gozde Chisico



MVC Marketing Updates

- Messaging
- Consistency
- Connectivity



MORENO VALLEY COLLEGE

Summer & Fall

REGISTRATION NOW OPEN

Financial Aid Available.



mvc.edu

The advertisement features a collage of images: a police officer, a woman and a man looking at a laptop, and a group of graduates in teal gowns and caps. The background is a scenic view of a hillside with yellow flowers.

Your Journey,

Your Future,

Your College!

#YOUBELONG

MORENO VALLEY COLLEGE

Stay Local, Save Money,
Thrive at Moreno Valley College.



mvc.edu

The advertisement features a collage of images: a police officer, a woman and a man looking at a laptop, a group of students in a classroom, and a group of graduates in teal gowns and caps. The background is a scenic view of a hillside with yellow flowers.

Grants

- Basic Needs for Postsecondary Students
- Minority Science Engineering Improvement Program (MSEIP)
- Cash Grant Program
- Title V Engagement Center 2023
- College Corp Cohort 3
- Direct Financial Support & Assistance Grant Award
- Finish Line Scholars Program
- Youth Homelessness Demonstration Program Services

2022-23	2023-24
\$10,021,597	\$7,226,137

Monty's Market

FALL STORE HOURS

Monday	10 am - 3 pm
Tuesday	10 am - 5 pm
Wednesday	10 am - 3 pm
Thursday	CLOSED
Friday	9 am - Noon
Saturday	9 am - Noon

Can't make these hours? Call for an appointment.

DOORDASH
Sign up for delivery through the PantrySoft App

Parkside Complex, Room 17B • (951) 571-6263 • montysmarket@mvc.edu

The Parkside Community College District does not discriminate on the basis of race, sex or national origin, age, creed, or age in its programs and activities. The following persons have been designated to handle inquiries regarding the nondiscrimination policies or practices: District Compliance Officer, 5801 Market Street, Tustin, CA 92780, or (714) 772-2229.

Accreditation

Created our first Accreditation workgroup

- **Tri-Chairs:**
 - Sonya Nyrop
 - Jake Kevari
 - Dr. Joumana McGowan
- Membership includes 12 members (faculty, managers and classified professionals)

EVENTS

- Held an **All-Campus Accreditation Kick-start** on April 25
- Held a **Campus Leadership Accreditation Kick-Off** on June 25

DUE DATES

- Institutional Self Evaluation Report (ISER) is DUE August 1, 2026

Current Enrollment Picture for 2024-25

MVC 2024 – 2025

MVC's District Annual FTES Target = 7,066

Annual Target Earned to date: 49%

Term	Target FTES	Enrolled FTES	FTES Difference to Target	% of Target
Sum 24	653	770.83	117.83	118 %
Fall 24	2957	2690	-267	91%



Mountain Lions, Moving Forward

#YOUBELONG
MVC
*- Advancing Knowledge.
Transforming Lives.*





What questions do you have for us?